

Want to access HealthPathways quickly from your mobile device?

You can save a quick link button on your mobile phone or tablet that allows you to open HealthPathways with a single tap. Follow the instructions below for either Android or iOS (Apple) devices.

Android devices – Google Chrome browser

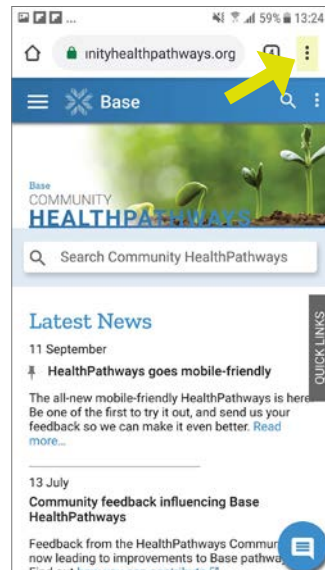
1

Open the internet (Google Chrome) and navigate to the HealthPathways home page.



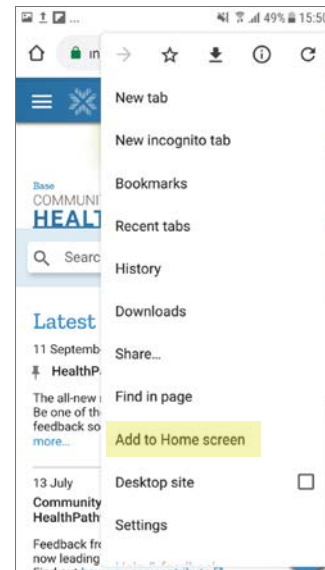
2

Tap the **overflow menu** (3-dot icon) in the top right corner.



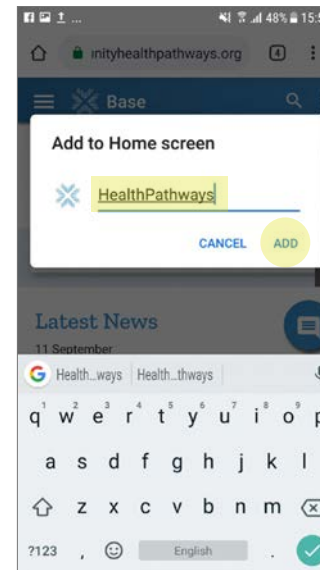
3

From the menu that appears, select **Add to Home screen**.




4

You will then see a window that allows you to change the app label. Type **HealthPathways** and then tap **Add**.



5

A button appears on your device's home screen. **Tap the button** and HealthPathways will automatically open.



Want to access HealthPathways quickly from your mobile device?

iOS (Apple) devices – Safari browser*

1

Open the internet (Safari) and navigate to the HealthPathways home page.



2


From the bottom navigation drawer, tap the **Share (Action)** icon.



3

Swipe left on the bottom row of options until you see the **Add to Home Screen** button.

Tap **Add to Home Screen** button.



4

You will then see a window that allows you to change the app label.


Type **HealthPathways** and then tap **Add**.



5

A button appears on your device's home screen.

Tap the button and HealthPathways will automatically open.



* This option is not available if you are using Google Chrome on an iOS device.